



# THE JUDICIARY ABSTRACT 2022



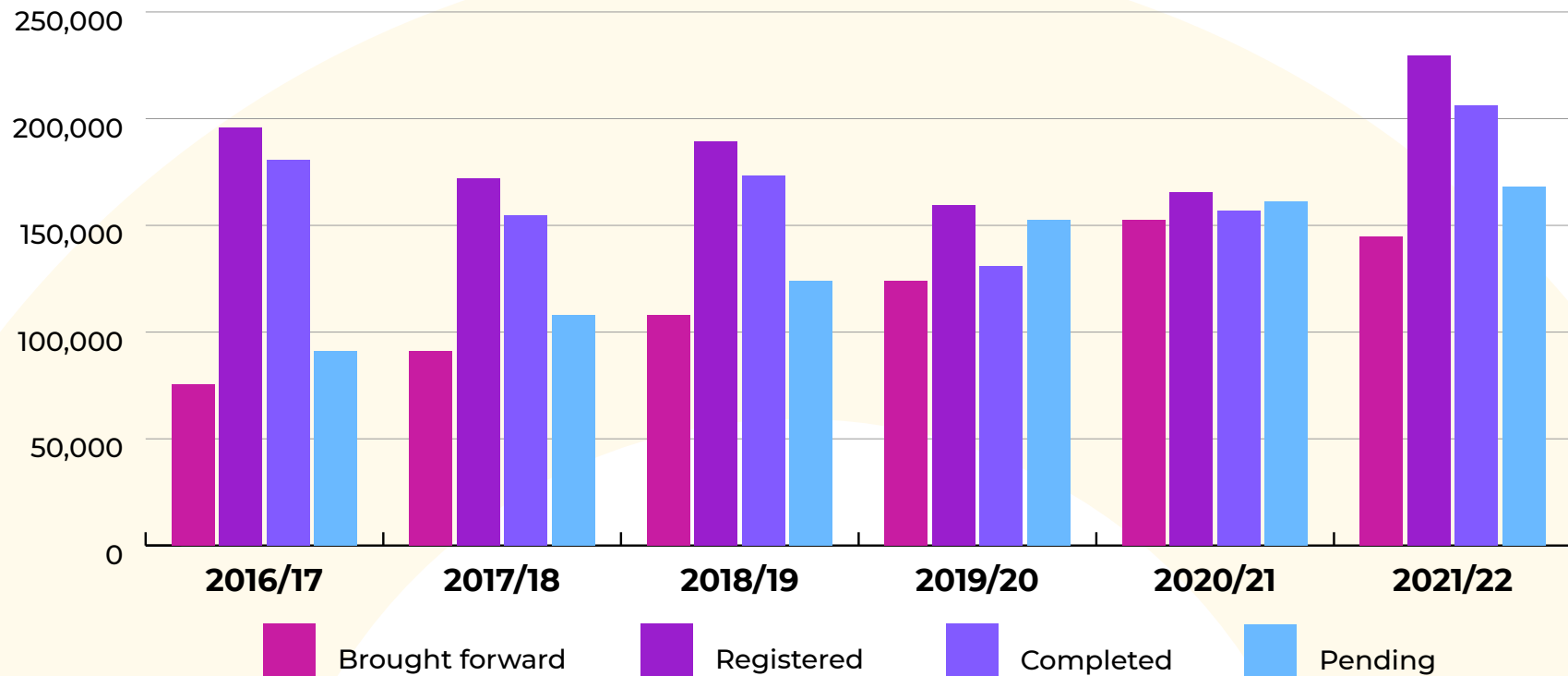


# THE JUDICIARY ABSTRACT 2022

The Courts disposed of 205,967 cases out of the caseload of 373,974. The 205,967 cases disposed of accounted for 55% of all cases in the system and 90% of the cases registered in FY2021/22.

**COURTS DISPOSED**  
**90%** of the cases registered in FY2021/22

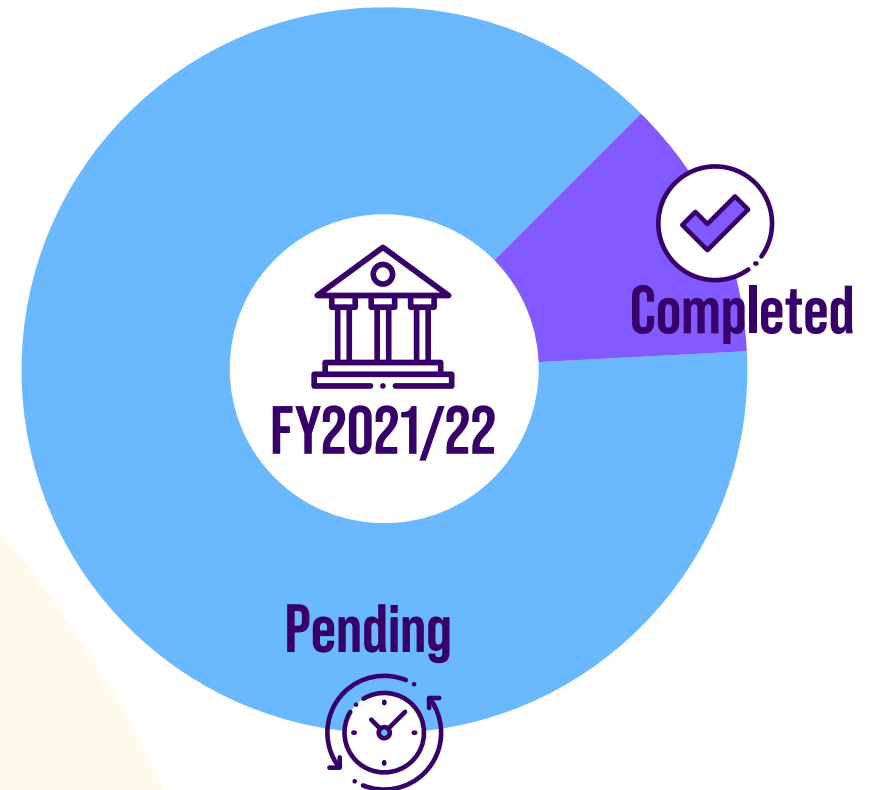
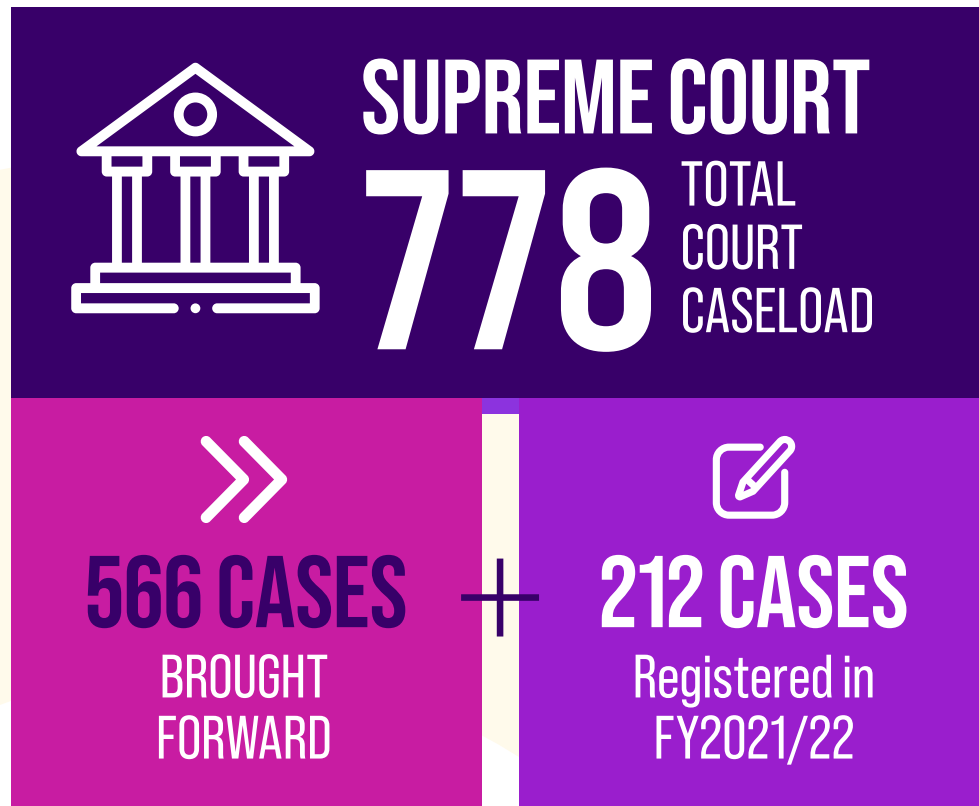
# Caseload Trend for FY2016/17 to FY2021/22



There was sizeable year-to-year variation in overall case disposal and registration across the period under review averaging **185,249 cases** registered and **167,123 cases** disposed of per year.

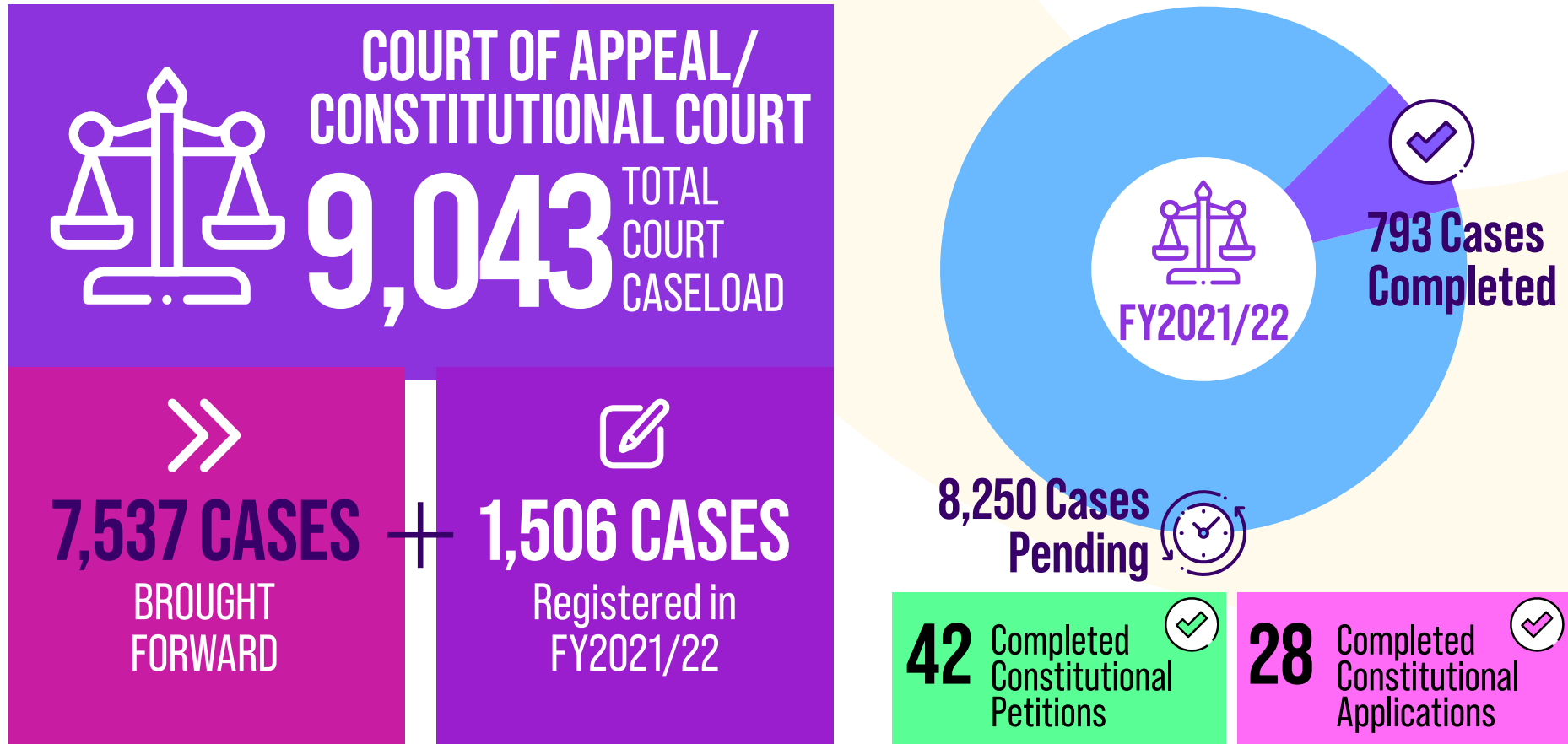
By close of FY2021/22, Judiciary recorded **168,007 pending cases** of which **50,592 cases (30.1%)** were backlog.

# Caseload Profile for Supreme Court for FY2021/22



Supreme Court registered **212 cases** in addition to the **566 cases** brought forward giving the Court a caseload of **778 cases**. **92 cases** were completed leaving a pending of **686 cases** at the close of FY2021/22.

# Caseload Profile for Court of Appeal/ Constitutional Court For Fy2021/22

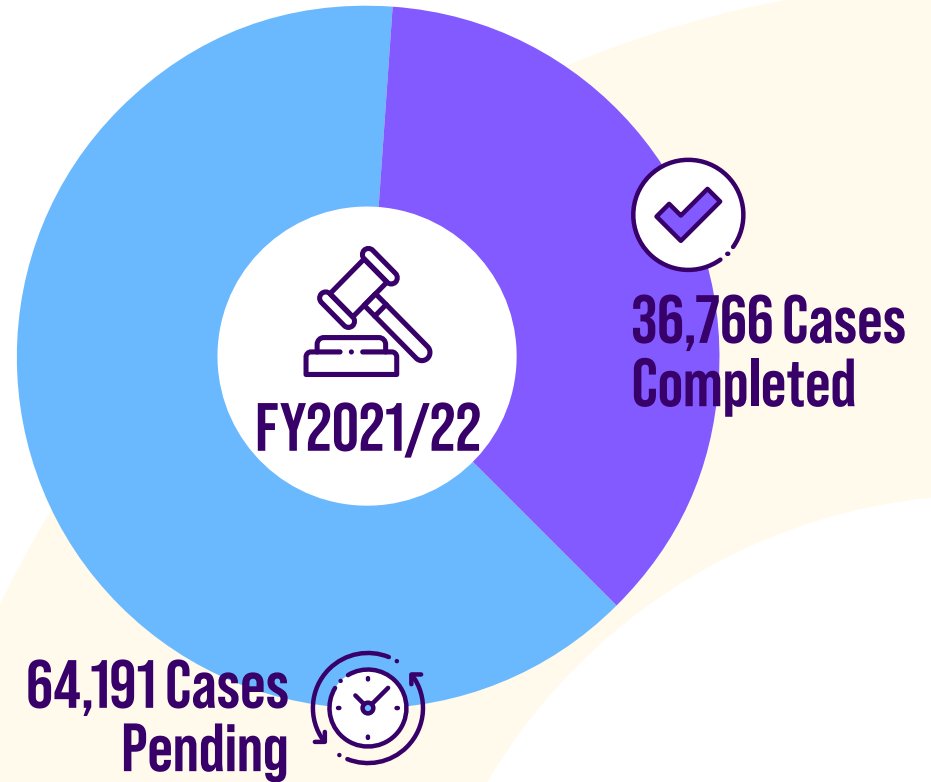
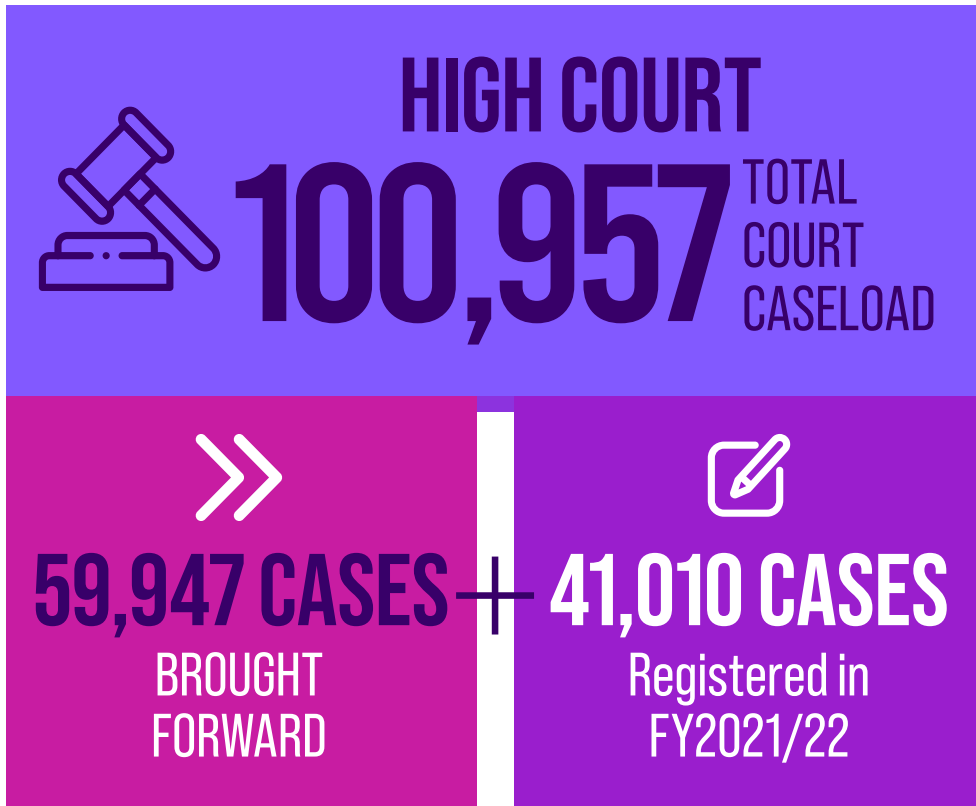


The Court of Appeal/ Constitutional Court registered **1,506 cases** in addition to the **7,537 cases brought forward** giving the Court a caseload of **9,043 cases**. **793 cases** were completed leaving a pending of **8,250 cases** at the close of FY2021/22.

The Court registered **253 cases** and completed **238 cases**.

Completed **42 constitutional petitions** and **28 constitutional applications**.

# Caseload Profile for The High Court for FY2021/22



# Caseload Profile for The Chief Magistrate Courts FY2021/22


**CHIEF MAGISTRATES' COURTS**


 **183,647** TOTAL COURT CASELOAD


  
Highest Activity In Chief Magistrates' Courts

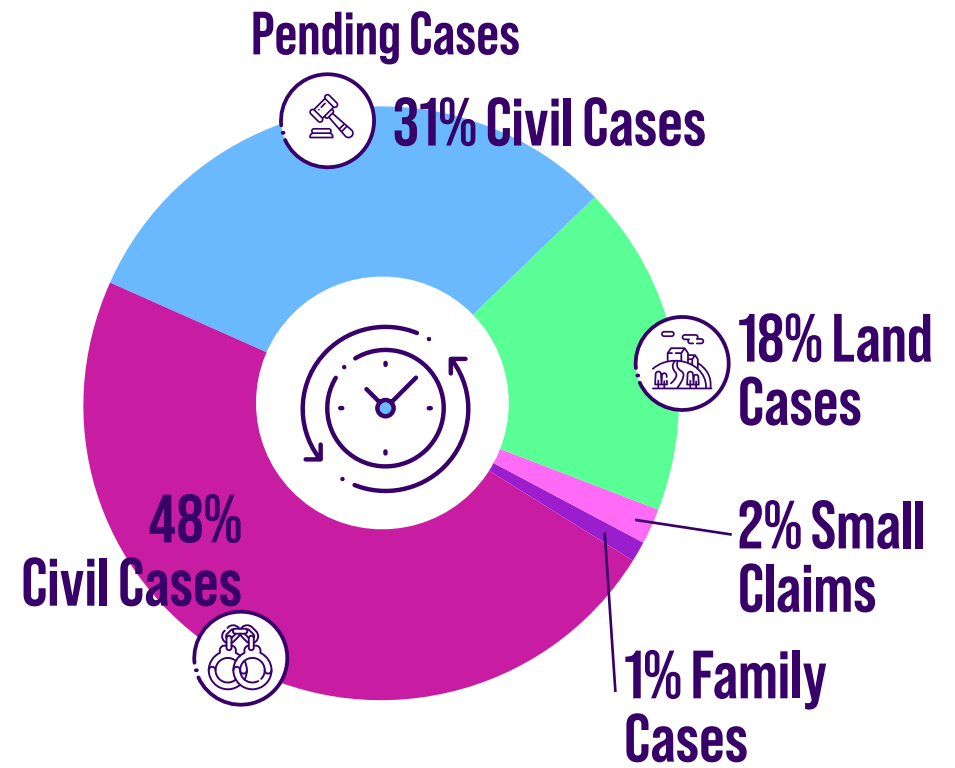
**Criminal Cases**

  
**66,858** Cases Disposed

  
Lowest Activity In Chief Magistrates' Courts

 **5,255** Small Claims Cases

 **5,203** Family Cases



# Caseload Profile for The Magistrate Grade II Courts For FY2021/22

## The Magistrates Grade II Courts



**2,838**

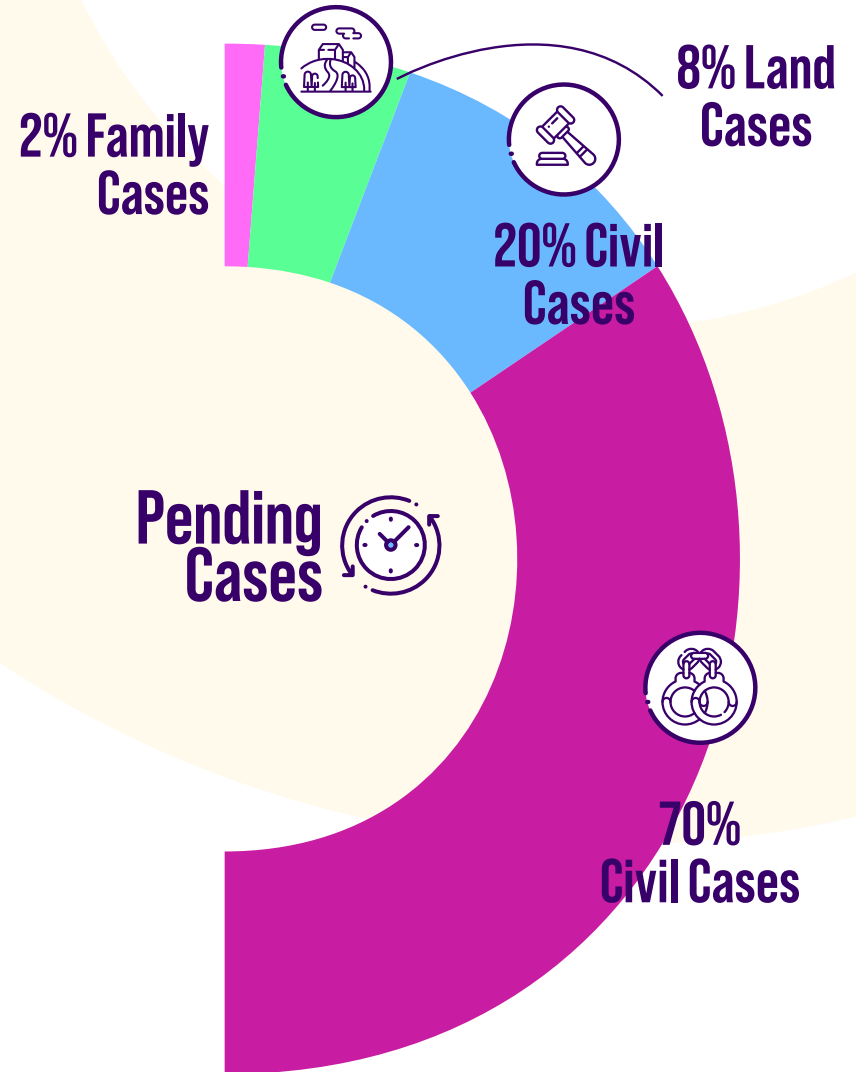
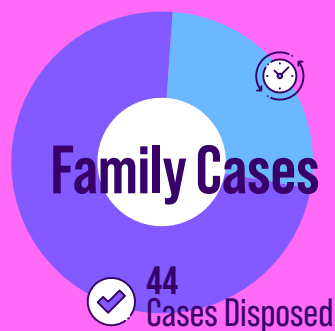
TOTAL COURT CASELOAD



Highest Activity In The Magistrates Grade II Courts



Lowest Activity In The Magistrates Grade II Courts



# Case Backlog Profile

The Judiciary defines backlog as cases that have been pending in the system for 2 years and above.

The implementation of the case backlog reduction initiatives resulted in the reduction in the average time taken to clear cases by 22.6% to 901 days in the FY 2021/22 from the baseline of 1,164 days in the FY2019/20.

- Overall, the Judiciary recorded a decline in case backlog in the FY 2021/22.
- At the close of the FY 2021/22 case backlog stood at 50,592 cases (30.11%) against 168,007 pending cases.
- This is a 2.23% (1,156 cases) decrease from the FY 2020/21 status of 51,748 backlog cases against 161,054 pending cases.
- The FY 2021/22 closed with case backlog at 30.1% since courts still had 50,595 backlog cases and 168,007 pending cases.

## BACKLOG:

CASES PENDING FOR

# 2 YEARS

AND ABOVE



# 22.6%

Reduction In The  
Average Time Taken  
To Clear Cases  
in FY 2021/22

# 30.1%

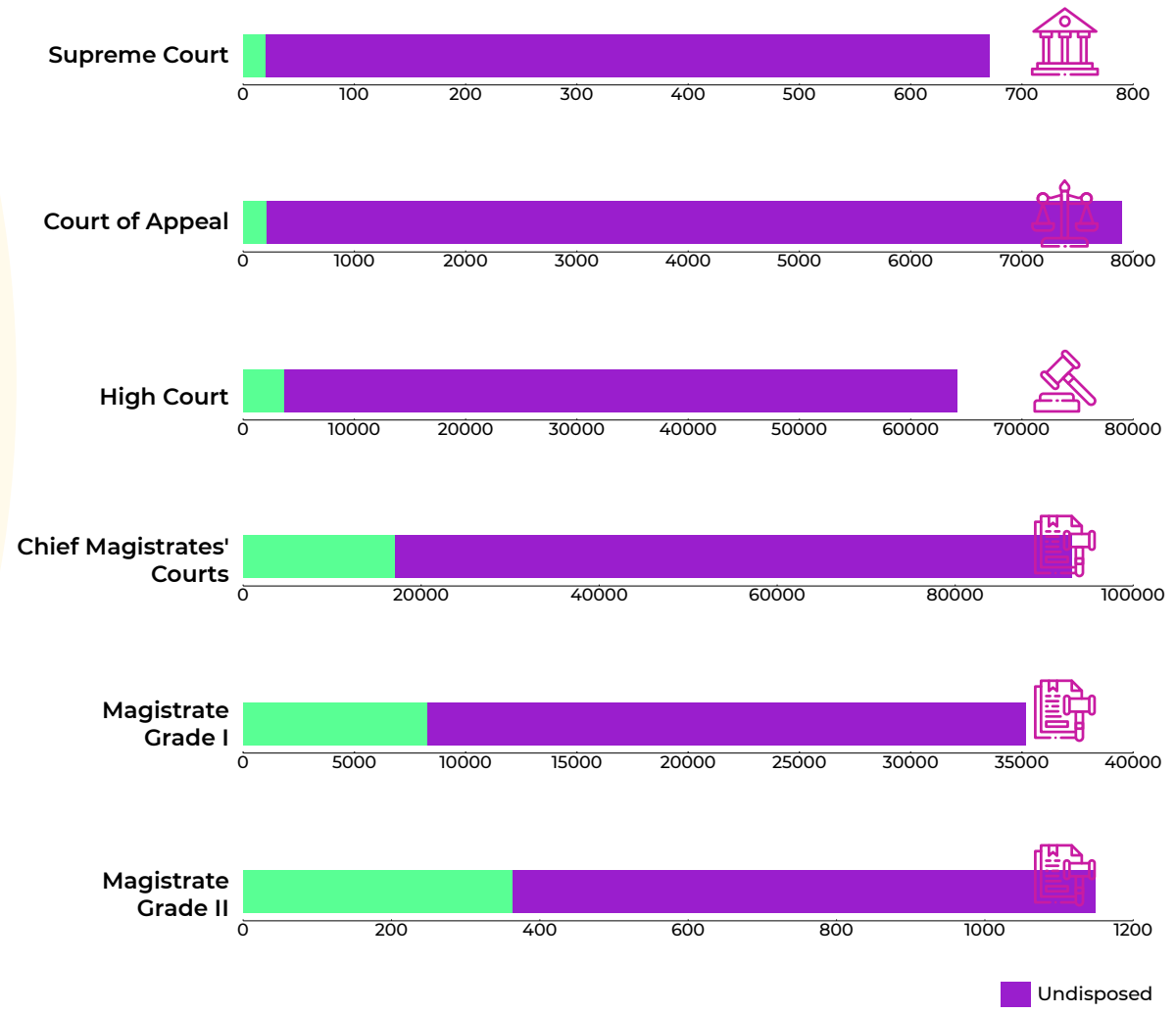
Backlog at  
the close of  
FY 2021/22



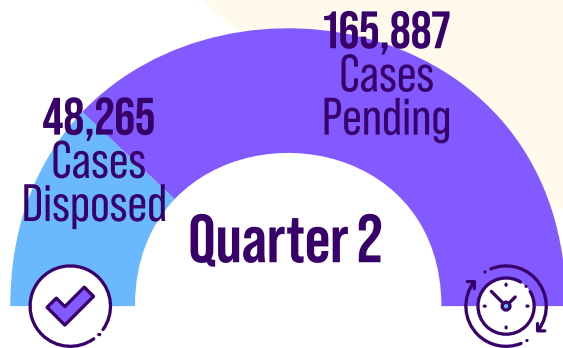
# Quarterly Performance Reports

**For Quarter 1**, In the FY 2021/22, courts disposed of 29,447 cases out of a total caseload of 202,220.

- The Supreme Court disposed of 20 cases out of the case load of 671 cases recording a disposal rate of 2.9%.
- The Court of Appeal disposed of 209 cases out of a total case load of 7,898 cases recording a disposal rate of 2.6%.
- The High Court Circuits and Divisions disposed of 3,633 cases out of a caseload of 64,180 cases recording a disposal rate of 5.6%
- Chief Magistrates' Courts disposed of 16,967 out of a workload of 93,118 cases recording a disposal rate of 18.2%.
- Magistrate Grade I Courts disposed of 8,255 cases out of workload of 35,204 cases recording a disposal rate of 23.4%.
- Magistrate Grade I Courts disposed of 363 cases out of a caseload of 1149 cases recording a disposal rate of 31.6%.



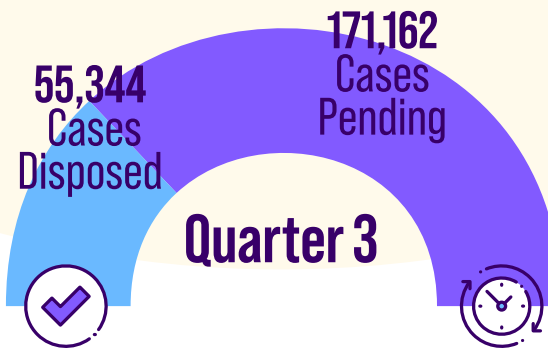
## Quarter 2



Quarter 2, performance report for FY 2021/22, courts disposed of 48,265 cases out of a total caseload of 214,152 recording a disposal rate of 22.54%.

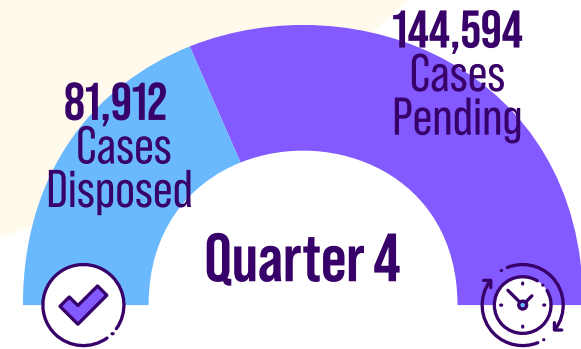
The Court recorded a significant increase in case disposal as compared to quarter 1 performance from 29,447 cases disposed of in quarter 1 to 48,265 cases disposed of in Quarter 2

## Quarter 3



For Quarter 3, FY 2021/22, courts disposed of 55,344 cases out of a total caseload of 226,506 recording a disposal rate of 24.43%. The Court recorded a significant increase in case disposal as compared to quarter 2 from 48,265 cases to 55,344 cases disposed of in Quarter 3

## Quarter 4

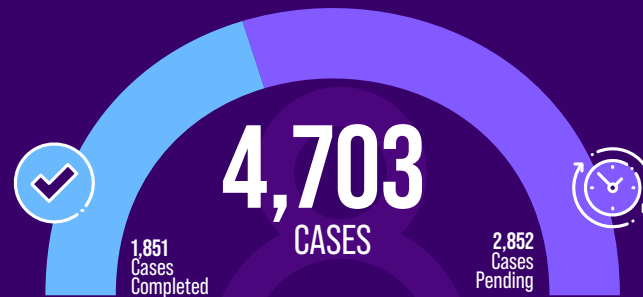


For Quarter 4, FY 2021/22, courts disposed of 81,912 cases out of a total caseload of 226,506 recording a disposal rate of 32.8%. The Court recorded a significant increase in case disposal as compared to quarter 3 from 55,344 cases disposed of to 81,912 cases disposed of in Quarter 4

# Mediation



Mediation is a process through which a neutral third person facilitates communication between parties to a dispute and assists them in reaching a mutually agreed resolution of the dispute. Mediation is applicable to all civil actions filed in or referred to the Court of Appeal, High Court and any subordinate court to the High Court.



The Judiciary had **4,703 cases** as workload under the mediation programme and of these **1,851 cases** were completed leaving **2,852 cases** pending.

## Appellate Mediation

The Courts registered 83 cases and completed 53 cases through Appellate mediation closing with 41 pending mediation cases at the Court of Appeal/ Constitutional Court.

## Highest Benefits of Mediation

For the High Courts, the highest benefits for mediation were realized in the handling of Civil cases where 638 cases were disposed of.

## Lowest Activity for Mediation

The lowest activity for mediation at the High Courts was recorded for Commercial cases (32 cases registered and 21 cases disposed of).

## Pending Mediation Cases

It can also be noted that the Family case type has the highest number of pending mediation cases at the High Court.

## Chief Magistrates Courts

Chief Magistrates Courts embraced mediation more for civil cases where 335 cases were registered and 232 cases disposed of.

## Grade One Magistrates' Courts

Grade One Magistrates' Courts embraced it more in the handling of civil cases where 65 cases were registered and 87 cases disposed of.

# Caseload Profile for Small Claims Procedure (SCP)

Caseload profile for the Small Claims Procedure programme for FY2021/22 at both Small Claims level and Demand Notice level;



The SCP Courts Registered  
**14,648 CASES**

**11,675 Cases**

Were disposed At  
Demand Notice Level

**71.3%**

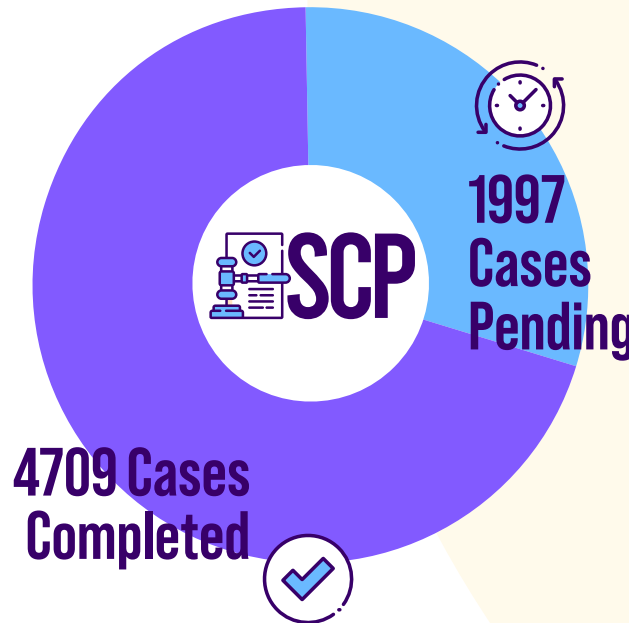
Which means that around 71.3% of the civil-commercial disputes resolved in the period were concluded at the pre-trial stage of issuing a demand notice



**1,932 CLAIMS**  
BROUGHT  
FORWARD



**4,771 CLAIMS**  
Registered in  
FY2021/22



**4709 Cases Completed**



**1997 Cases Pending**



**COMMERCIAL CASES**

The Judiciary Disposed  
**2,794** Commercial Cases at the High Court level



**63%**

Which means that at least 63% of the Commercial disputes resolved by the Judiciary were disposed of through SCP

# Efficiency of Handling Small Claims Procedure (SCP)



At Claim level, the procedure recorded a **Clearance Rate of**

**98.6%**

At Demand Notice level, the procedure recorded a **Clearance Rate of**

**79.7%**

At Demand Notice level, the procedure recorded a **Disposal Rate of**

**62.3%**



# Gender Based Violence Case Statistics

## Gender Distribution of Accused and Victims

 **92%**

**2,639** Victims

The majority 92% (2,639) of the victims of GBV are Female



Case registered where the male gender is victims are more prevalent the districts of Moroto, Fort portal, Gulu, and Kasese.


 **98%**

**2,919** Accused

98% (2,919) of the accused of GBV cases are male



The male accused are more prevalent in the districts of Kampala and Fort portal.



Most Prevalent GBV Cases that were registered in the 11 centres of excellence

Aggravated Defilement

**1,636** Cases

Defilement

**325** Cases

Murder

**791** Cases

